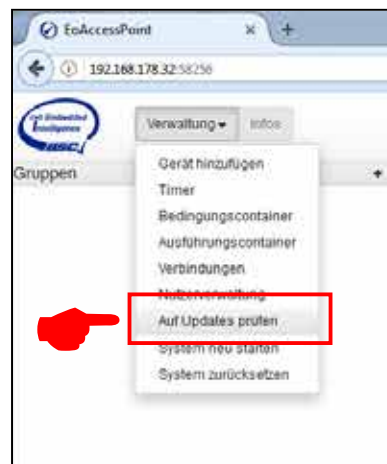


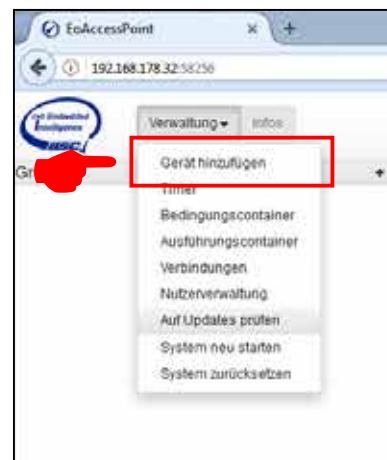


Integration instructions - Eltako gateway

- The version of the Eltako TF-IP-COn IV gateway used must be 2.12 or higher. To test it, start your browser and enter the gateway's IP address into the address line. Then, click on "Administration / Check for Updates".

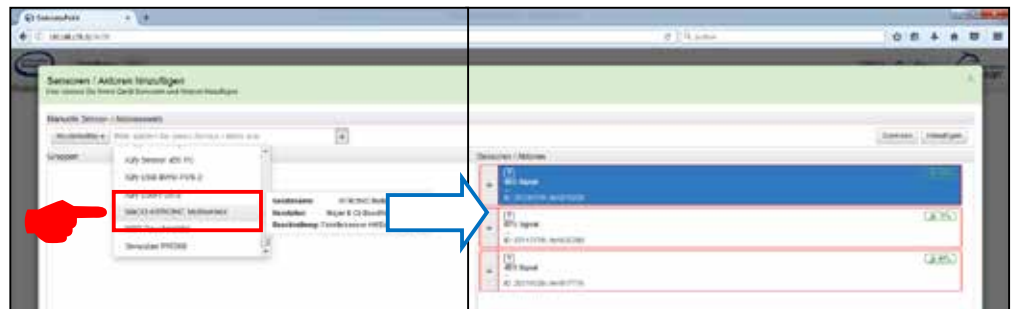


- Click the function "Administration / Add Device".

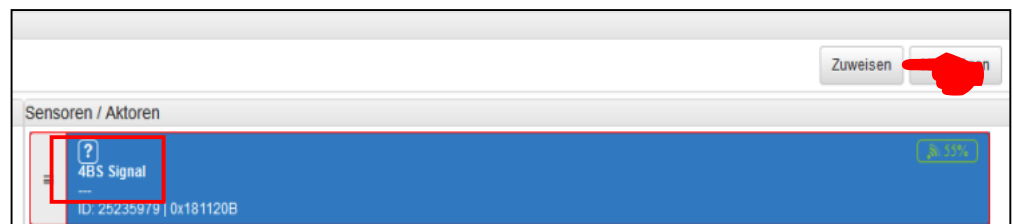





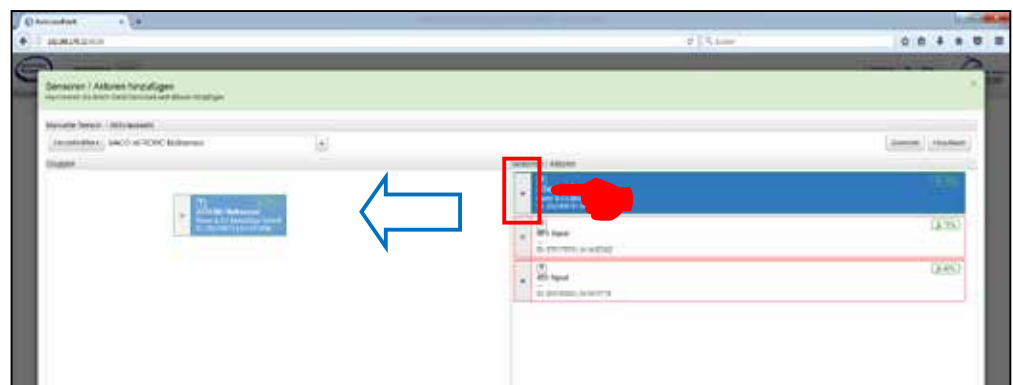
- Select “MACO mTRONIC multisensor“ from the list. The sensor is added to the list.



- Teach sensor (as per instructions = magnet via reed contact), the signal is detected as a 4BS signal. By clicking the “Assign” button, the signal received is assigned to the mTRONIC multisensor.



- To drag the MACO mTRONIC multisensor into the “Groups” field, you have to click  the field and drag it there.



- Check sensor by operating the window. If status messages are incorrect, test the mode or the mounting position of the sensor.

