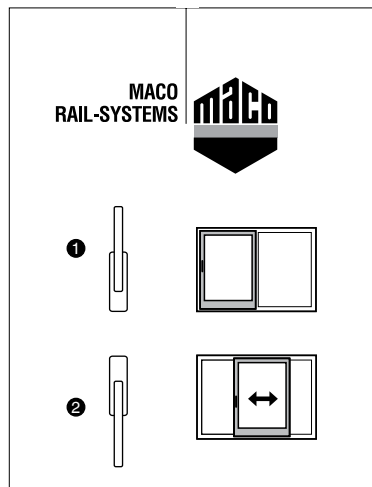


Product liability advice

- Your windows and doors have been equipped with a high-quality turn&tilt hardware. The operation is straightforward and trouble-free; nevertheless you should read through these instructions carefully and adhere to the operation advice.
In your interests, please do not forget to observe the safety and neglect instructions!
- Keep these operation and maintenance instructions safe in case needed and also inform other users of the contents of these instructions.
- Check as to whether an operation sticker has been applied to the window or if one is necessary.
- To ensure that your windows are operational for years to come, please adhere to the care and maintenance instructions!

Operation

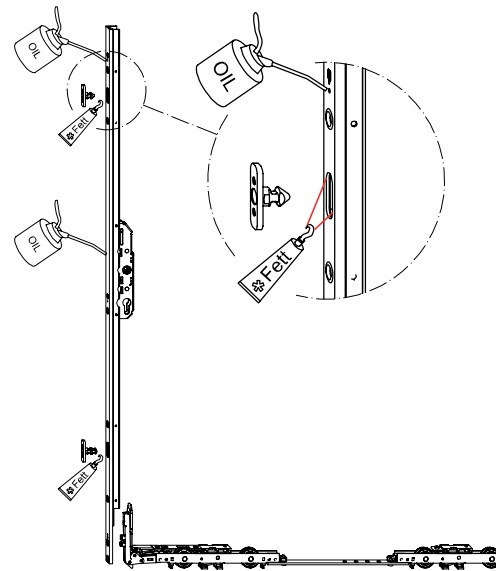
- ❶ close
- ❷ open/close



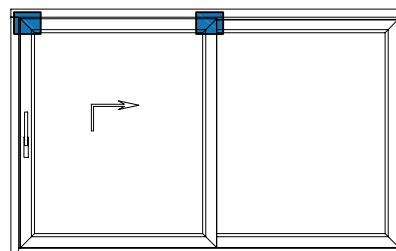
Maintenance

To maintain the functionality of lift & slide fittings (HS) for windows and French door sashes, the following maintenance work must be performed annually:

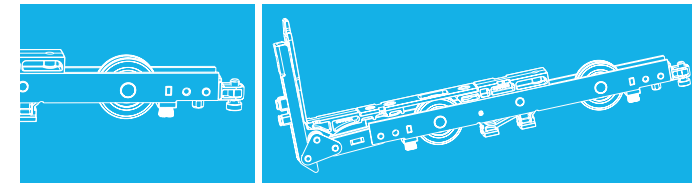
1. Lubricate all movable parts and locking points of the Lift&Slide hardware.
No rust removers, silicone sprays etc. should be used!
Lubrication must be carried out only with lubrication grease or technical Vaseline!



2. Security relevant fittings components are to be examined at regular intervals for wear and tear!



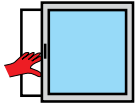
MACO
RAIL SYSTEMS
SLIDING FITTINGS



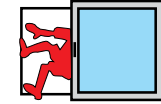
Operation and maintenance
instructions Lift&Slide fittings

Safety and neglect instruction

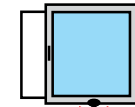
Risk of injury
(e.g. catching one's finger) in
the opening gap between
the sash and frame.



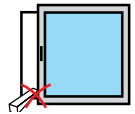
Risk of falling.



Avoid additional loading of the
sash.



Be sure to prevent any
obstructions in the opening
gap between the sash and the
frame.



General advice for your windows

A good window can do more than just let in light:

It is a design element, and at the same time a component
that must satisfy demanding technical requirements.

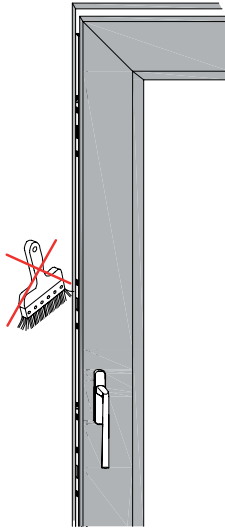
Apart from the essential care of the fittings components,
you should also constantly check the surface finish, the glazing,
and the seals and immediately repair any defective areas.

Use only a mild soap solution (no corrosive agents) for cleaning
purposes!

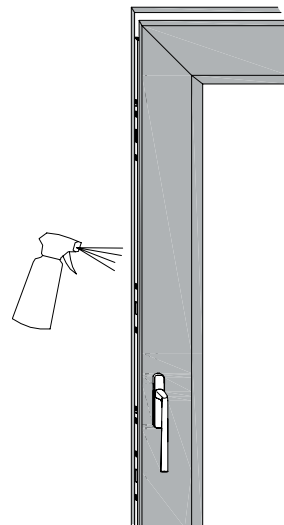
Do not paint over the fittings!

Operating instructions

1. Do not paint over fittings!



2. Only use cleaning and maintenance agents, that do not
affect the corrosion protection of the fittings components!



Window adjustments

Settings and adjustments for the fittings (including inserting
and removing the sashes) must only be carried out by
authorized specialists.

We strongly recommend window and door buyers,
to have their windows and doors installed by
authorised specialists.

The same care and maintenance instructions apply to
all window types that are not specifically mentioned in
these instructions (e.g. System C lift & slide windows)!

MAYER & CO BESCHLÄGE GMBH
ALPENSTRASSE 173
A-5020 SALZBURG
TEL +43 (0)662 6196-0
FAX +43 (0)662 6196-1449
Email: maco@maco.at
www.maco.at

**MACO DOOR & WINDOW
HARDWARE(U.K.) LTD**
EUROLINK INDUSTRIAL
CENTRE CASTLE ROAD
SITTINGBOURNE KENT ME10 3LY
TEL +44 (0)1795 433900
FAX +44 (0)1795 433902
enquiry@macouk.net
www.macouk.net

Order No. 756944_EN
Date: March 2013
All rights reserved
and subject to
change.